



LOTION SLIMFLOWER FOR MASSAGE

Welcome to American Flower Cosmetics, where luxury meets nature in our premier-class cosmetic products. Nestled in the heart of sunny California, we are dedicated to creating the safest, most effective, and environmentally friendly natural cosmetics beloved by professionals in the beauty industry and actively utilized in salons.

Our mission is to enhance your skincare routine with products that nourish your skin, infusing it with health and vitality, ultimately making your life infinitely better and more beautiful. Experience the transformative power of nature with our cosmetics, designed to elevate your beauty ritual.

Introducing SLIMFLOWER, our flagship massage cream and the crown jewel of American flower cosmetics. The formula of SLIMFLOWER serves as the perfect ally in the pursuit of beautiful skin. Whether through massage, wraps, or sculpting procedures, these ingredients harmoniously work to smooth the skin and sculpt body contours.

Feel the luxury of professional salon treatments in the comfort of your own home with SLIMFLOWER. Its regular use enhances and prolongs the effects of your physical workouts, proper nutrition, and body care, leaving your skin beautifully toned. Join us in the celebration of beauty. American flower cosmetics - where your beauty blossoms.



SLIMFLOWER IS:

Purely Natural: Crafted from ingredients by trusted U.S. suppliers.

Universally Safe: Gentle on all skin types.

Eco-Friendly: Committed to environmental care.

Comfortable Use: No irritation or discomfort.

Instant Results: Visible improvement from the first application.

SLIMFLOWER IS PERFECT FOR THOSE WHO WANT TO:

- Achieve a beautiful appearance.
- Get rid of external unattractiveness.
- Maintain a healthy body weight to support joint health.
- Sculpt their body.
- Tone the skin, giving it a youthful glow.

HOW SLIMFLOWER LOTION WORKS:

SLIMFLOWER is crafted using natural active ingredients that enable it to work much more efficiently and swiftly. Unlike other massage lotions that may cause discomfort and irritation, SLIMFLOWER delivers a gentler yet longer-lasting effect.

With SLIMFLOWER, you'll experience a refreshing coolness followed by a gradual, pleasant warmth. This unique "ICY\HOT" effect is achieved through a special blend of active ingredients and essential oils. This combination allows SLIMFLOWER to kickstart quickly, providing you the opportunity to unwind and feel comfortable as stagnation fades away and lymphatic drainage improves. And since SLIMFLOWER's warming effect lasts longer than others, it's capable of delivering extended results.

ACTIVE INGREDIENTS:

Slimbuster L-3R - a natural oil complex designed to support your beauty aspirations.

California poppy extract - soothes and softens the skin, evens texture, and reduces tension.

Supercritical CO2 Extract of Green Coffee - a powerful antioxidant that stimulates lymphatic drainage.

Supercritical CO2 Extract of Red Pepper, Cinnamon essential oil, Ginger essential oil - a patented combination that significantly supports drainage effect and promotes healthy microcirculation.

Supercritical CO2 Extract of Sea Buckthorn - a natural active component that gives the skin a firmer and more toned appearance.

Shea Butter - a powerful natural moisturizer that nourishes and soothes the skin, relieves irritation, and eliminates dryness.

Vitamin E - a superior antioxidant that strengthens the epidermal barrier and protects against damage from free radicals, which can age the skin and accelerate the development of cellulite.

Niacinamide (form of Vitamin B3 and Vitamin PP) - a powerful vitamin that effectively moisturizes and increases elasticity. As an added bonus, it even increases the lipid content in the upper layer of the skin, making it appear firmer and younger.

When using SLIMFLOWER cream during anti-cellulite massage, you will achieve desired results, such as a reduction in circumference of -1.2 inches after just one application, as well as firmer, smoother, and silkier skin.



SLIMFLOWER BODY MASSAGE CREAM. with Peach oil (ICY/HOT effect)

The official symbol of the state of Delaware - Peach Blossom, and symbolizes health and youth.



- Linden hydrosol,
- Shea butter,
- Coffee bean oil,
- Beeswax,
- Camphor,
- Red pepper extract,
- Sea buckthorn extract,
- Arnica extract,
- Green coffee extract,
- Ginger essential oil,
- Verbena essential oil,
- Lavender essential oil,
- Wormwood essential oil,
- Thyme essential oil,
- Peppermint essential oil,
- Honeysuckle extract

CONTRAINDICATIONS FOR PROCEDURES WITH LOTION SLIMFLOWER FOR MASSAGE:

- Skin diseases including eczema and weeping eczema
- Thrombophlebitis
- Acute pelvic inflammation
- Endometriosis
- Pregnancy and lactation
- Kidney pathologies
- Varices with defects of venous valves
- Neoplasms and cancers
- Severe Cardiovascular

PROTOCOLS FOR USE

SLIMFLOWER lotion is a cosmetic product formulated for massage, wrapping and various body sculpting hardware procedures as well as at home use to prolong results. Any massage therapist can work with SLIMFLOWER lotion since it's very comfortable and easy to use.

SLIMFLOWER IS PERFECT FOR THOSE WHO WANT TO:



1. Thermoactive wrapping



2. Anti-cellulite massage with a final wrap



3. Muscle stimulation (electro lipolysis) with thermoactive wrapping



4. Hardware massage (LPG procedure, pressotherapy, ect.)

BEFORE USING SLIMFLOWER FOR ANY OF THESE PROTOCOLS, YOU SHOULD:

1. Go over client's medical history before the first procedure to avoid contraindications (see Annex 1).
2. Perform an allergy patch test, if necessary, by applying a small amount of the lotion to client's wrist or inner arm. Do not rinse for 24-48 hours. If there are signs of allergic reaction, stop use of product.
3. Before each treatment, have client drink clean, still water (1 cup). Client may optionally take a shower before the procedure.
4. Take body measurements, including waist, legs and arms before the procedure. We recommend using the table provided to record the results. It also helps to take photos of problem areas while client is upright.

FOR USE OF SLIMFLOWER IN THESE PROTOCOLS WE RECOMMEND:

- Clients drink 1,5 liter (50,7 fl.oz) of water per day.
- Clients use SLIMFLOWER at home to enhance and prolong the effects of massage.

SLIMFLOWER IS PERFECT FOR THOSE WHO WANT TO:

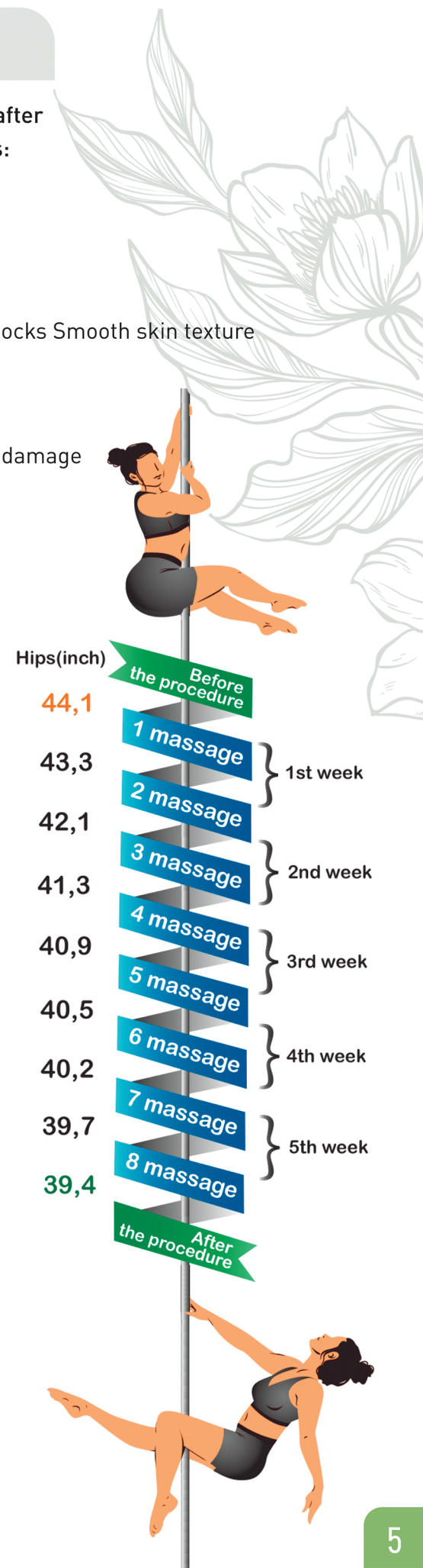
With SLIMFLOWER you'll get the visible results you want, with up to -1,2 in. after just one application as well as firmer, silky smooth skin. SLIMFLOWER helps:

- Restore skin firmness and elasticity
- Detoxify and reduce excess fluid and puffiness
- Reduce dimensions of problem areas on stomach, hips, thighs, and buttocks Smooth skin texture
- Dramatically reduce the appearance of cellulite
- Protect skin from aggressive environmental influences and free radical damage
- Moisturize and nourish skin and boost collagen production
- Provide long-lasting result with a course of 6-12 sessions, problem areas can be reduced by up to -6 inch.







MASSAGE WITH A FINAL WRAP

With a course 6-12 sessions, problem areas can be reduced by up to -6 inch.



TERMOACTIVE WRAPPING:

Expenditure rates

-  **Product:** Massage lotion SLIMFLOWER
-  **Expenditure rate:** 1 oz
-  **Recommended repetition rate:** 2-8 times a week for a full course of D-12 procedures
-  **Duration of the procedure:** 30-60 minutes

Stages of the procedure:

1. Take body measurements (waist, legs and arms) before the procedure. We recommend using the table provided to record the results.
2. Apply a thin layer of 1 oz. of lotion for Anti-Cellulite massage to problem areas (abdomen, thighs., buttocks, forearms) while standing.
3. Wrap with a thin polyethylene film, starting from the feet and excluding the chest and cleavage area.
4. Wrap with a thin polyethylene film, starting from the feet and excluding the chest and cleavage area.
 - Place the client in one of the options he or she chooses;
 - Under a thermal blanket for 40 minutes;
 - In an infrared sauna for 30 minutes;
 - Under blanket for 60 minutes.
5. Warn the client about possible sensations during the procedure lotion action is based on a proven ICY\HOT sensation. They will feel moderate cold for 15 minutes, a transition from cool to warm for 5 minutes, warming for 20 minutes.
6. After removing the film, wipe the clients skin with a dry cotton towel or paper napkin.
7. Dispose of the film in a separate container for further recycling after the procedure.
8. After the last session of the course, take photos of problem areas (important: customer's standing photo), and make a collage to compare the results.

The warming effect is maintained for about on hour, which ensures a prolonged result.



MASSAGE WITH A FINAL WRAP

Expenditure rates

| Stage of the procedure | Time (min) | Product | Expenditure rate (oz) |
|------------------------|------------|-------------------|-----------------------|
| Full body massage | 60 | Lotion SLIMFLOWER | 0.65 |
| Wrapping | 30 | Lotion SLIMFLOWER | 0.35 |
| Total: | 90 | | 1 |

Stages of the procedure:

1. Take body measurements (waist, legs and arms) before the procedure. We recommend using the table provided to record the results.
2. Apply thin layer of 0,65 oz. of product to the entire body of the client (excluding the chest and cleavage area) while standing.
3. Have client lie massage t and perform anti-cellulite body massage for 1 hour, focusing pro em are as (waist, abdomen, buttocks, thighs, forearms)
4. After the massage, apply the remaining product (0,35 oz.) to the pro em areas (waist, abdomen, thighs, forearms), and wrap with thin polyethylene film.
5. Cover with warm blanket and leave on for 30-40 minutes.
6. Warn the client about possible sensations during the procedure lotion action is based on proven ICY I sensation. They will feel moderate cold for 15 minutes, transition from cool to warm for 5 minutes, warming for 20 minutes.
7. After removing the film wipe client's skin with dry cotton towel or paper napkin.
8. Dispose of the film in separate container for further recycling after the procedure.
9. After the last session of the course, take photos of pro em areas (important: customer's standing photo) make collage to compare the results.

The warming effect is maintained for about one hour, which ensures a prolonged result.



MUSCLE STIMULATION (ELECTRO LIPOLYSIS) WITH THERMOACTIVE WRAPPING

Expenditure rates

Product Massage: lotion SLIMFLOWER

Expenditure rate: 1 oz

Duration of the procedure: recommended by the muscle stimulator manufacturer

Recommended repetition rate: 2-3 times week, course of 6-12 procedures

Stages of the procedure:

1. Take body measurements (waist, legs and arms) before the procedure. We recommend using the table provided to record the results.
2. Apply thin layer of 1 oz of lotion SLIMFLOWER for massage to problem areas (waist, abdomen, buttocks, hips, forearms) while standing.
3. Wrap with thin polyethylene film starting from the feet and excluding the chest area and décolleté.
4. Have client lie down and place the muscle stimulator electrodes under the film (by tearing it off) according to the diagram (following the instructions of the device manufacturer). Connect the muscle stimulation program.
5. Cover the client with warm or thermal blanket and leave for the time recommended by the device manufacturer.
6. After the procedure time expires, switch off the device, and remove the electrodes and the film. Wipe client's skin with dry cotton towel or paper napkins.
7. Dispose of the film in separate container for further recycling after the procedure.
8. After the last session of the course, take photos of problem areas (important: customer's standing photo), make collage to compare the results.



HANDWARE MESSAGES

Lotion SLIMFLOWER for massage can be used as a warming, lipolytic "support" prior to hardware massage.

Product Massage: lotion SLIMFLOWER

Expenditure rate: 0,5 oz

Duration of the procedure: 60 minutes

Wrapping with the lotion SLIMFOREST: 2-3 times week, course of 6-12 procedures

LPG Endermologie: 40 minutes

Recommended repetition rate: 2-3 times a week, a course of 6-12 procedures

Stages of the procedure:

1. Take body measurements (waist, legs and arms) before the procedure. We recommend using the table provided to record the results.
2. Apply a thin layer of 0,5 oz of lotion SLIMFLOWER for massage to problem areas (waist, abdomen, buttocks, hips, forearms) while standing.
3. Wrap with a thin polyethylene film starting from the feet and excluding the chest area and décollete.
4. Have client lie down and cover with a warm or a thermal blanket. Leave for 20 minutes.
5. Remove the film, wipe client's skin with a dry cotton towel or paper napkins.
6. Wear the LPG suit (following the manufacturer's recommendations). Perform the procedure as directed.
7. Dispose of the film in a separate container for further recycling after the procedure.
8. After the last session of the course, take photos of problem areas (important: customer's standing photo) make a collage to compare the results.



PRESSOTHERAPY

Pressotherapy is a hardware lymphatic drainage that affects the lymphatic system and subcutaneous fat by means of compressed air, which is fed through a special suit.

Expenditure rates

Product: Massage lotion SLIMFLOWER

Expenditure rate: 0,5 oz

Duration of the procedure: 30-40 minutes

Recommended repetition rate: 2-3 times a week, a course of 6-12 procedures

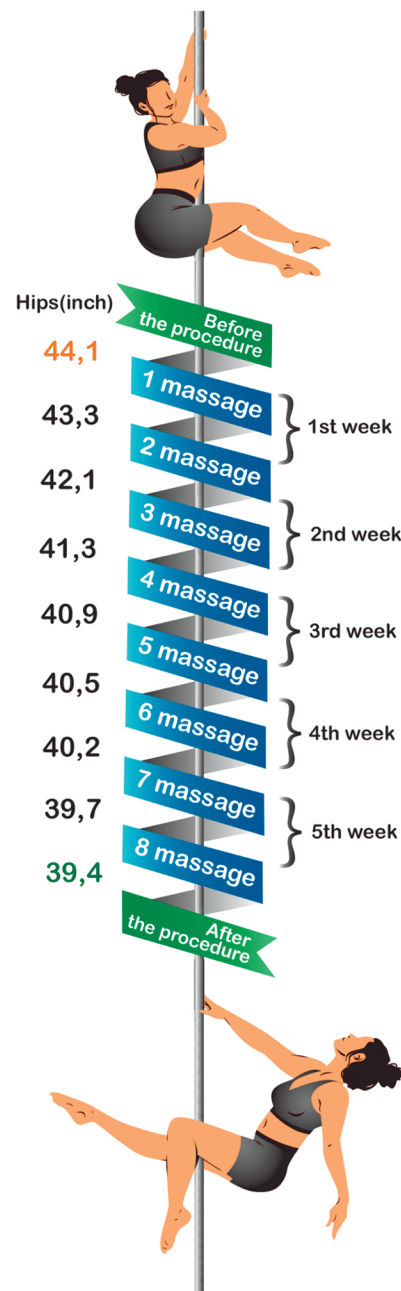
Stages of the procedure:

1. Take body measurements (waist, legs and arms) before the procedure. We recommend using the table provided to record the results.
2. Apply a thin layer of 0,5 oz. of lotion to problem areas (waist, abdomen, buttocks, hips, forearms) while standing.
3. Wrap with a thin polyethylene film starting from the feet and excluding the chest area and décolleté.
4. Have client lie down wearing a special suit (cuffs) on the problem areas: for hips and legs or for the upper body.
5. Turn on the press therapy machine (following the manufacturer's instructions). Each section of the suit is filled with air via the device and the pressure starts to change rhythmically. A compression massage takes place.
6. When the procedure time has expired (30-40 minutes depending on recommendations), switch off the device and remove the cuffs and film.
7. Dispose of the film in a separate container for further recycling after the procedure.
8. After the last session of the course, take photos of problem areas (important: customer's standing photo), make a collage to compare the results.



BEFORE AND AFTER EACH SESSION USING SLIMFLOWER MASSAGE CREAM, WE RECOMMEND MEASURING YOUR DIMENSIONS TO TRACK PROGRESS ON THE JOURNEY TO YOUR DREAM BODY.

| Session | Date | | Circumference (inch) | | | |
|---------|------|--------|----------------------|-----|-----|-----|
| | | | waist | hip | arm | leg |
| 1 | | Before | | | | |
| | | After | | | | |
| 2 | | Before | | | | |
| | | After | | | | |
| 3 | | Before | | | | |
| | | After | | | | |
| 4 | | Before | | | | |
| | | After | | | | |
| 5 | | Before | | | | |
| | | After | | | | |
| 6 | | Before | | | | |
| | | After | | | | |
| 7 | | Before | | | | |
| | | After | | | | |
| 8 | | Before | | | | |
| | | After | | | | |
| 9 | | Before | | | | |
| | | After | | | | |
| 10 | | Before | | | | |
| | | After | | | | |





afcosmetics.us

